




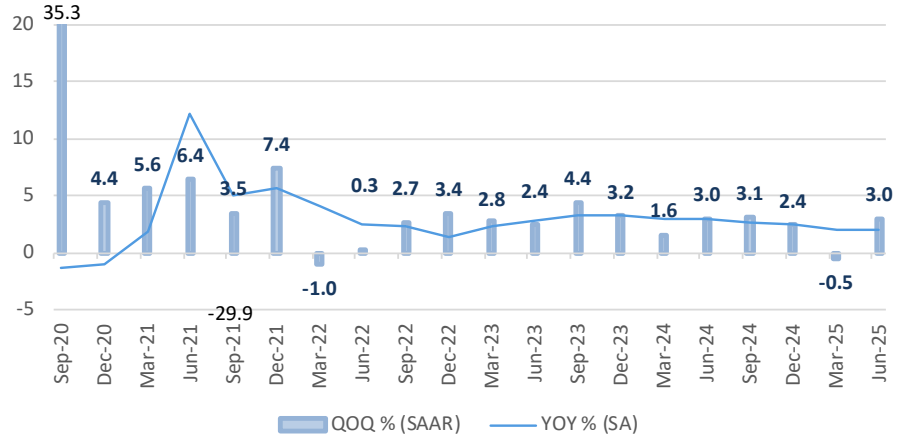
CAPITAL
MANAGEMENT™

DES MOINES • CEDAR RAPIDS • PHOENIX

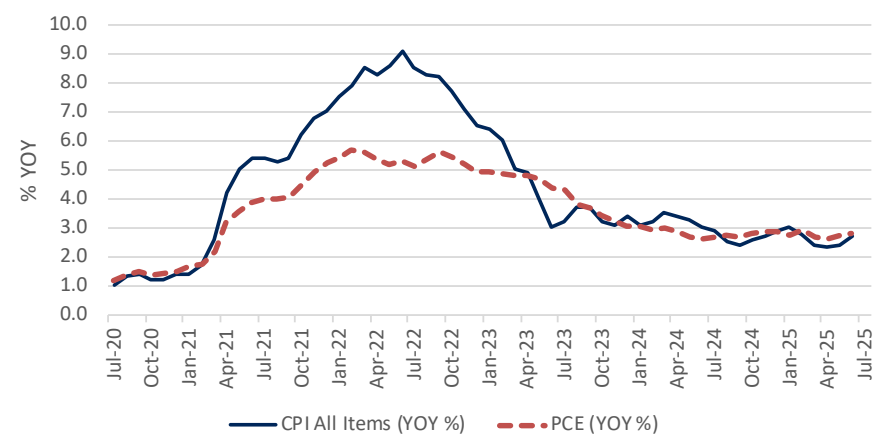


TRENDS
OVER TIME

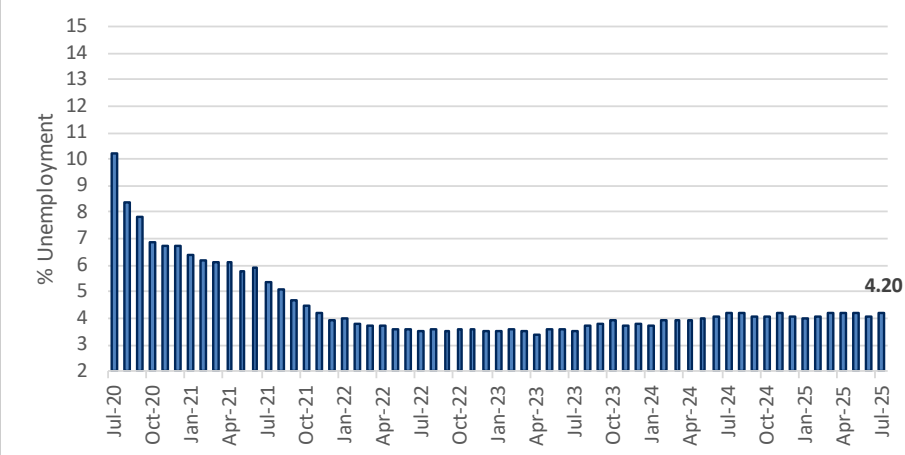
US Real GDP Growth



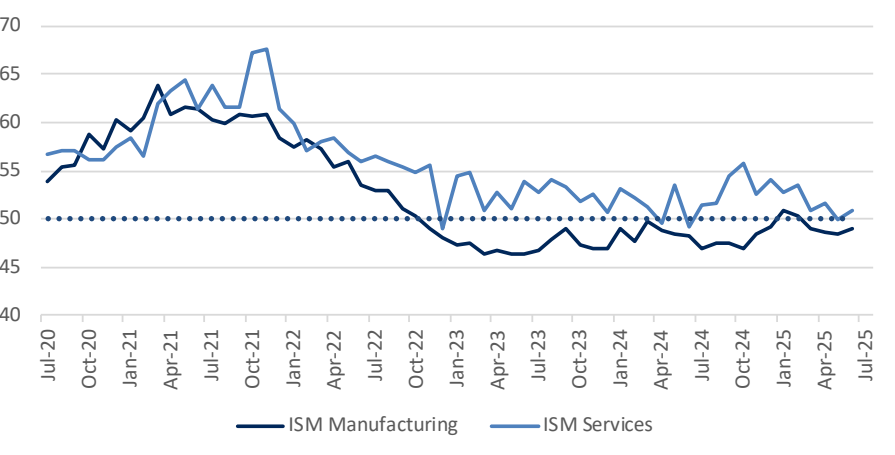
US Inflation (YOY %)



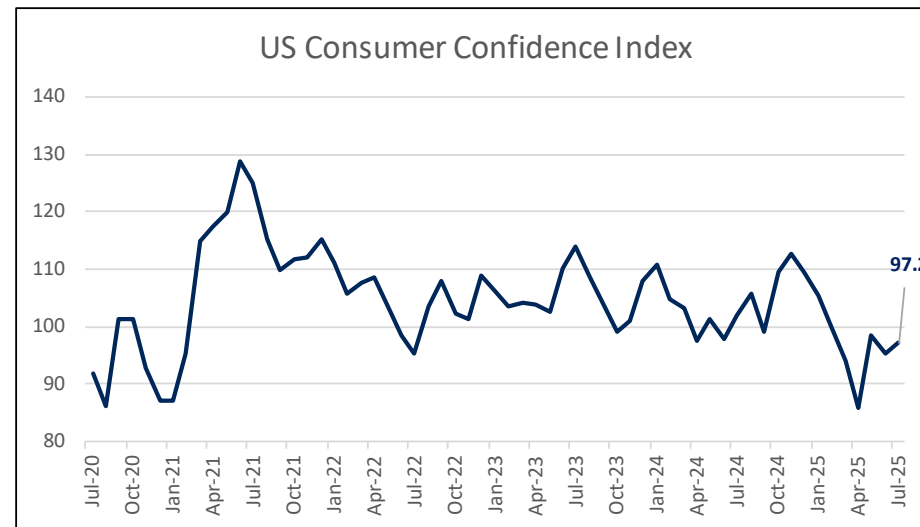
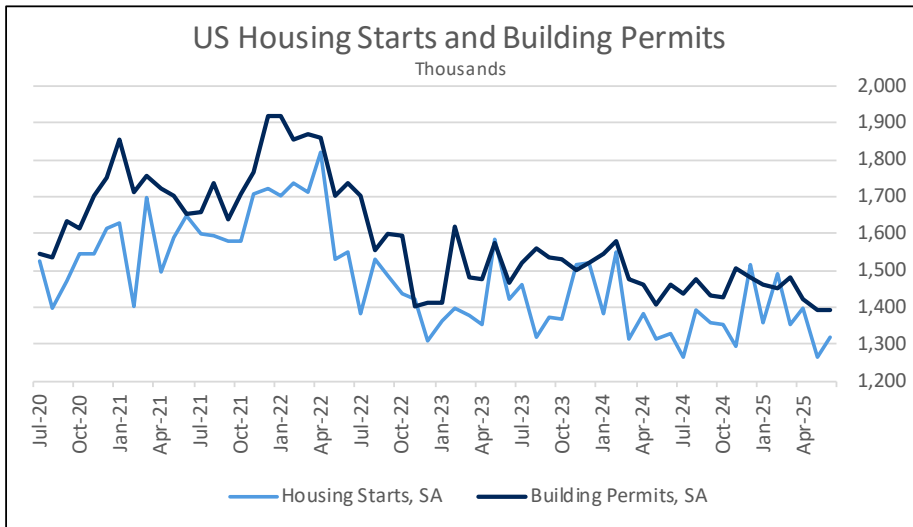
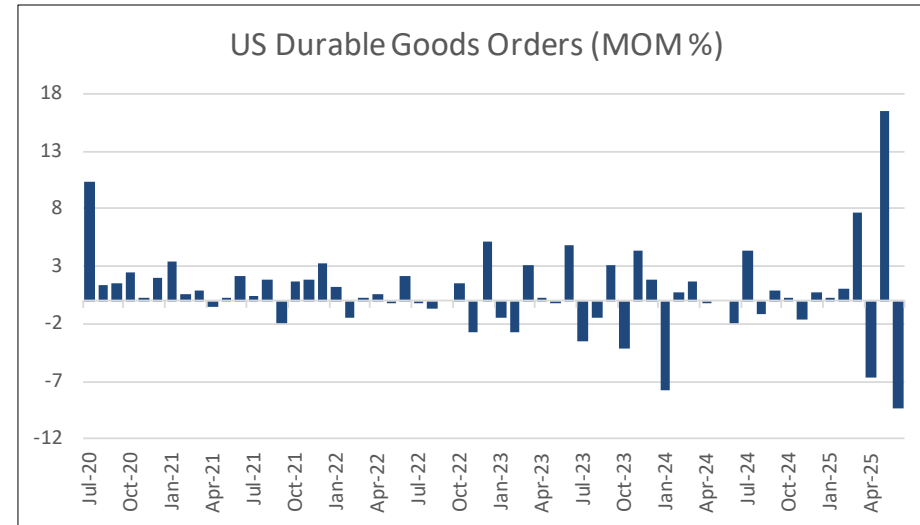
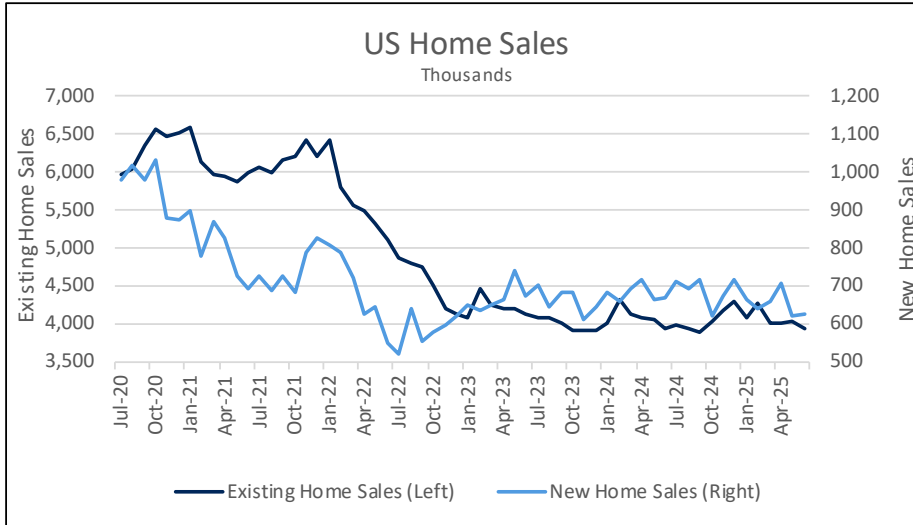
US Unemployment Rate %



ISM Manufacturing & Services



Source: Bloomberg, Bureau of Economic Analysis (BEA), Bureau of Labor Statistics (BLS)



Source: Bloomberg, Census Bureau, Conference Board

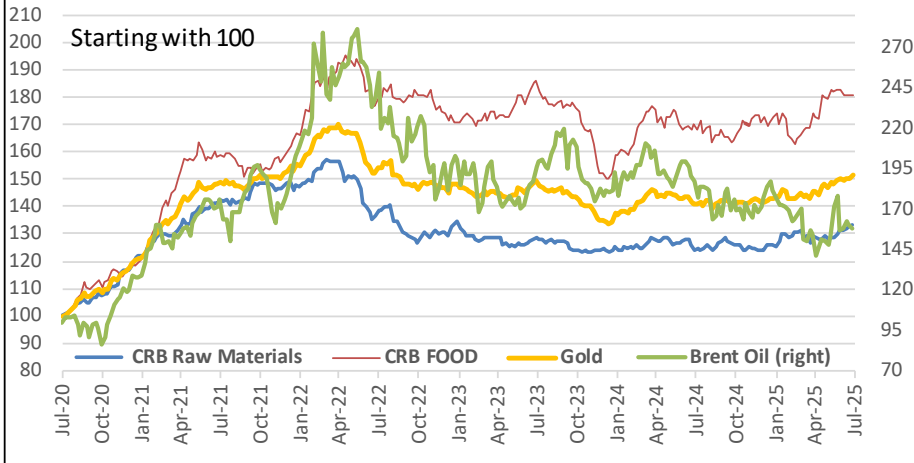
Citi Economic Surprise Index - United States



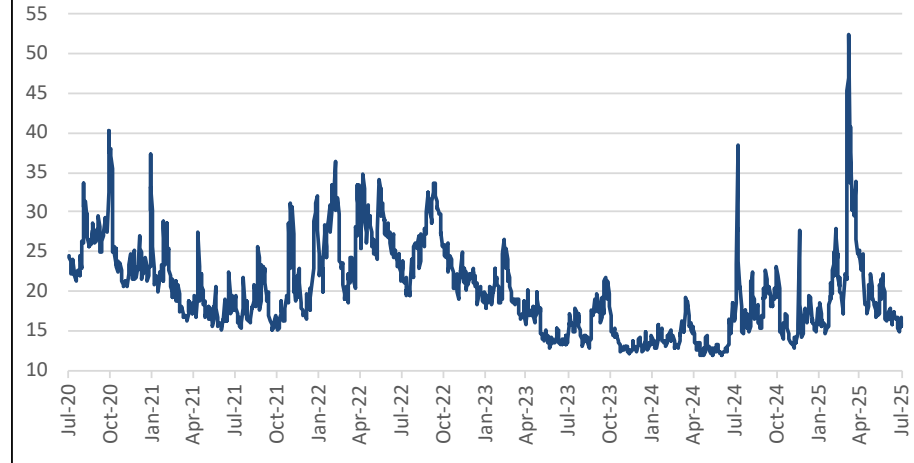
US Index of 10 Leading Indicators



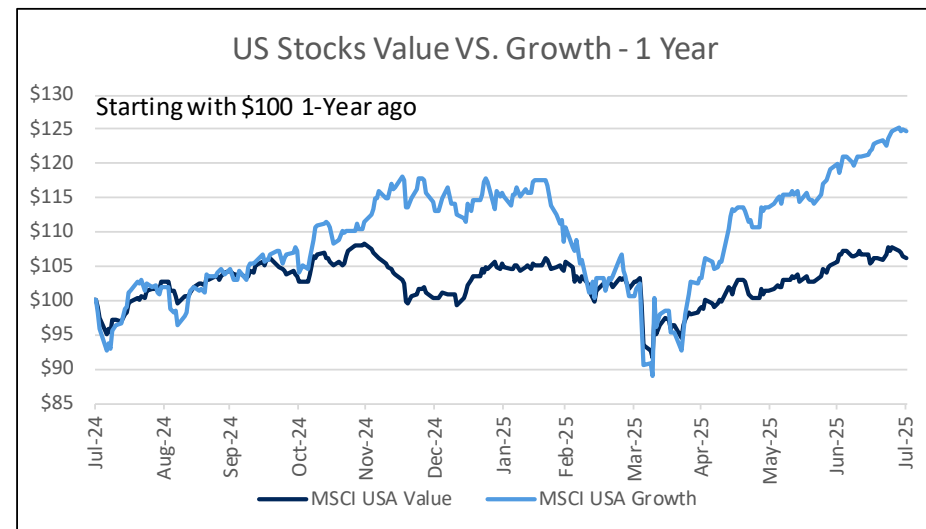
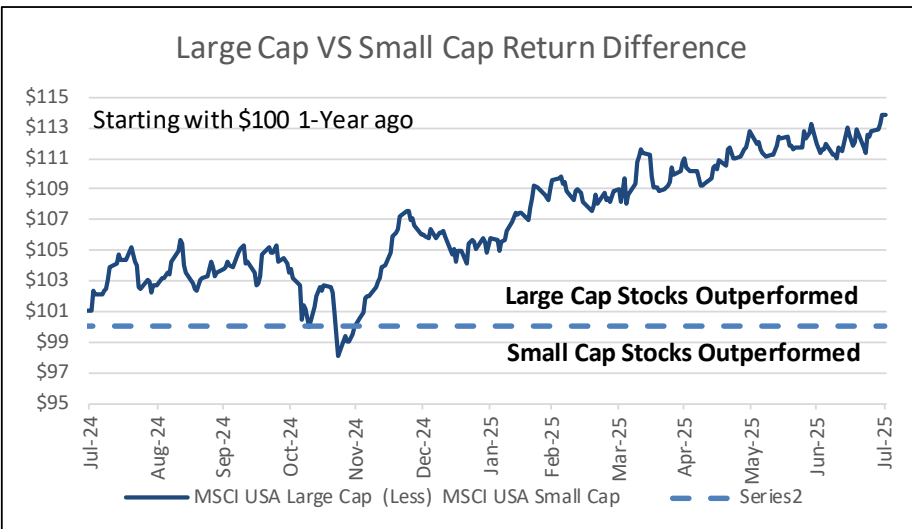
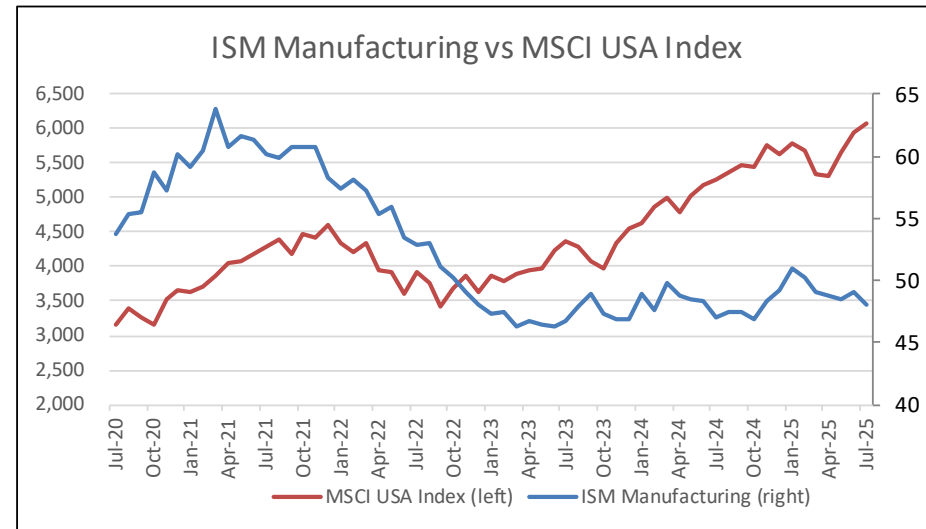
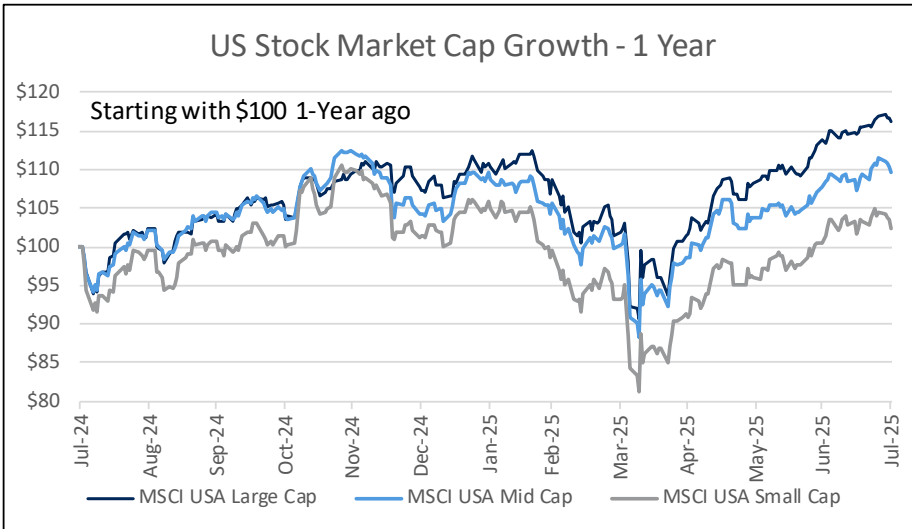
Commodity Prices



CBOE VIX Volatility Index

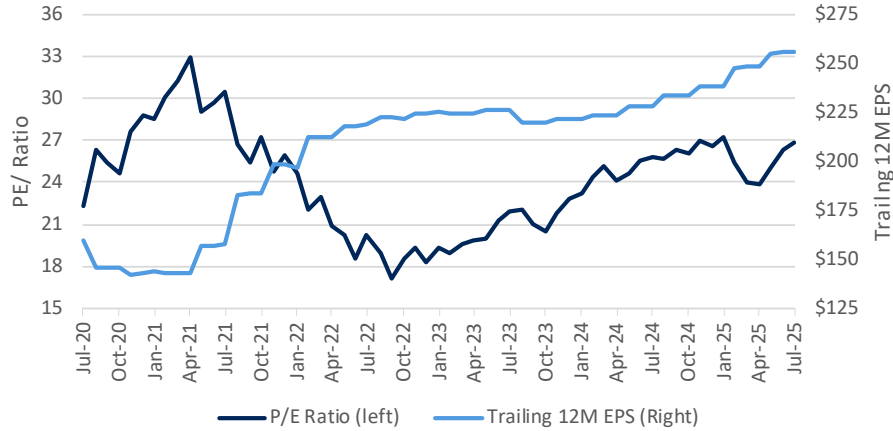


Source: Bloomberg, MSCI

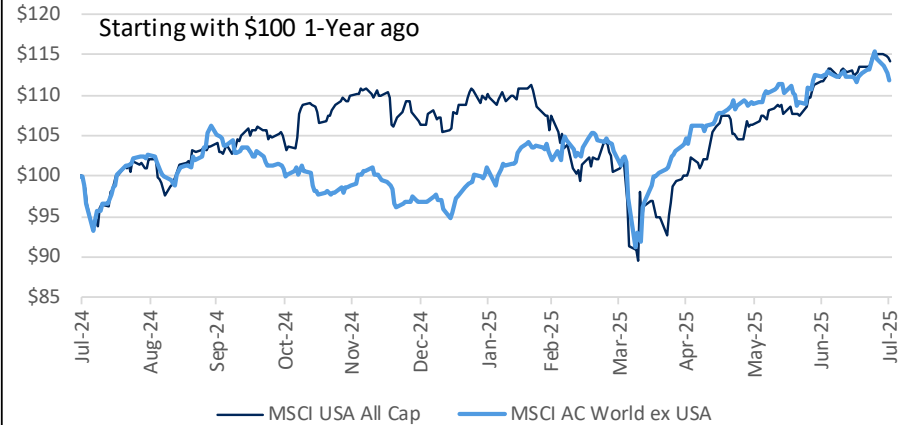


Source: Bloomberg, Standard & Poor's, MSCI

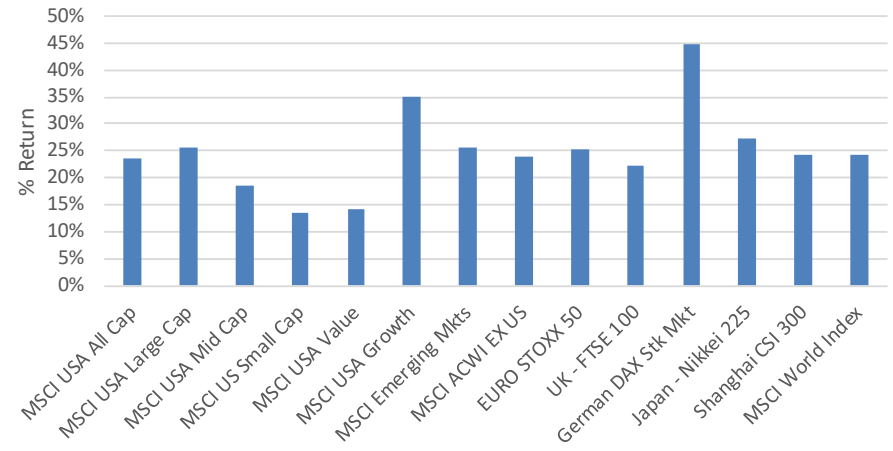
S&P 500 P/E - EPS



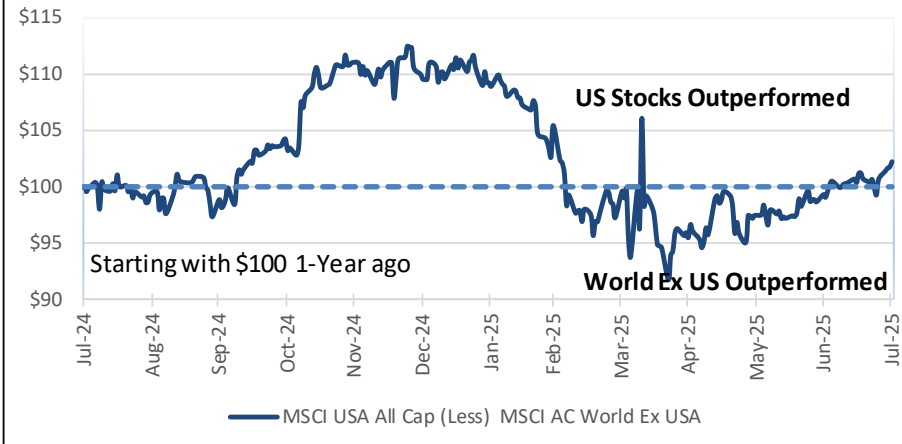
US Stocks VS World Ex US - 1 Year



One Year Market Returns

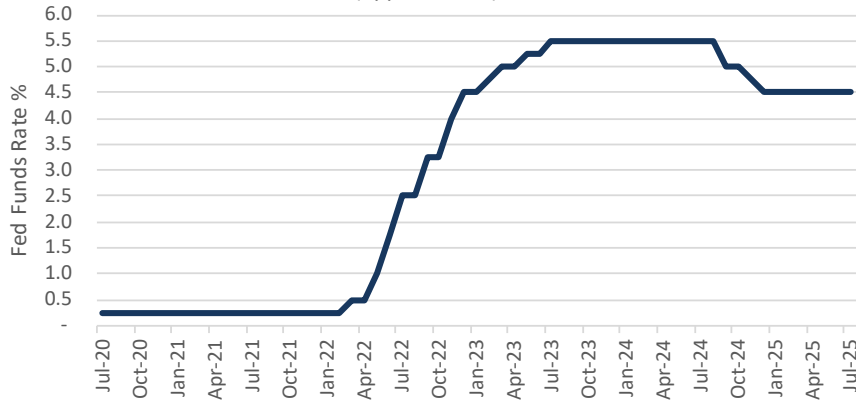


USA All Cap VS World Ex USA Return Difference

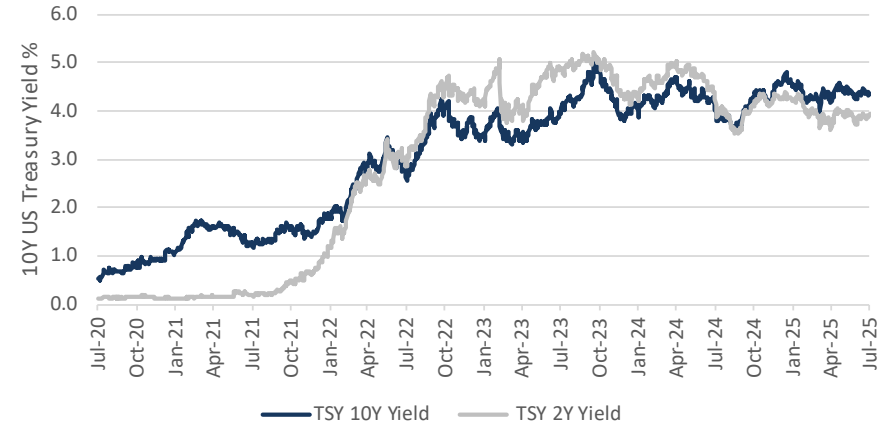


Source: Bloomberg, Standard & Poor's, MSCI

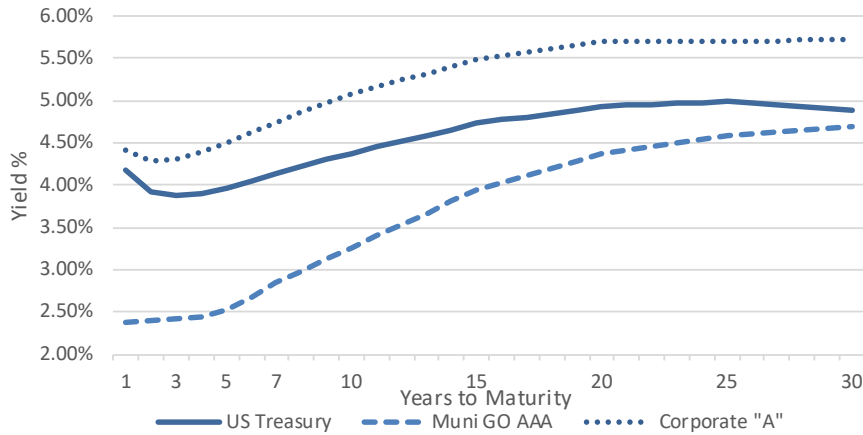
US Federal Reserve Fed Funds Rate
(upper bound)



US Treasury Yield 10-Year & 2-Year



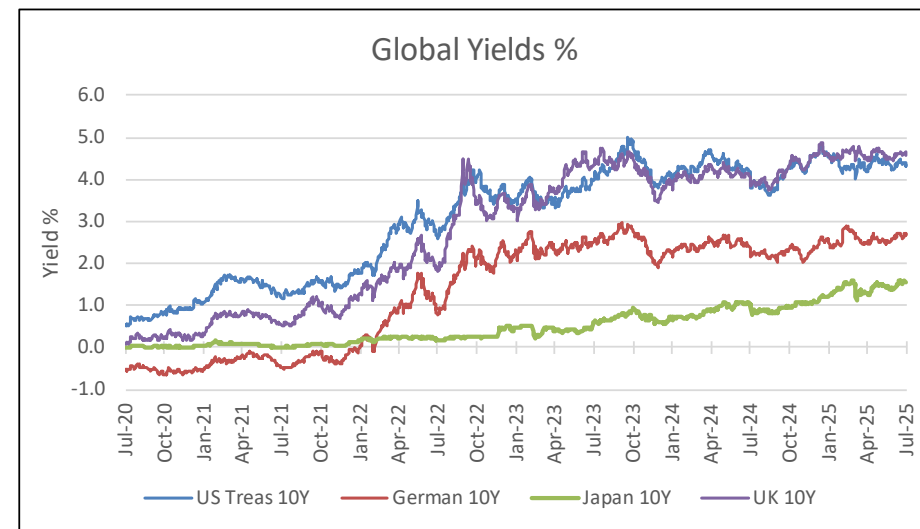
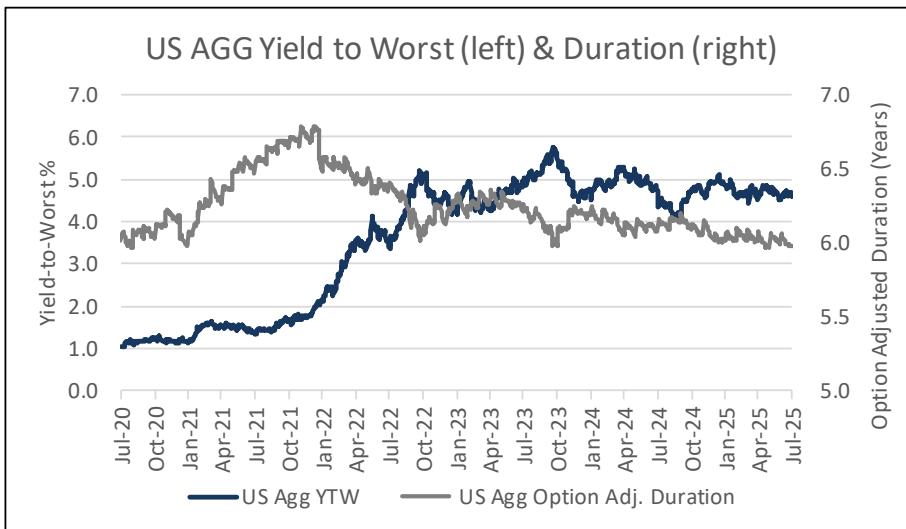
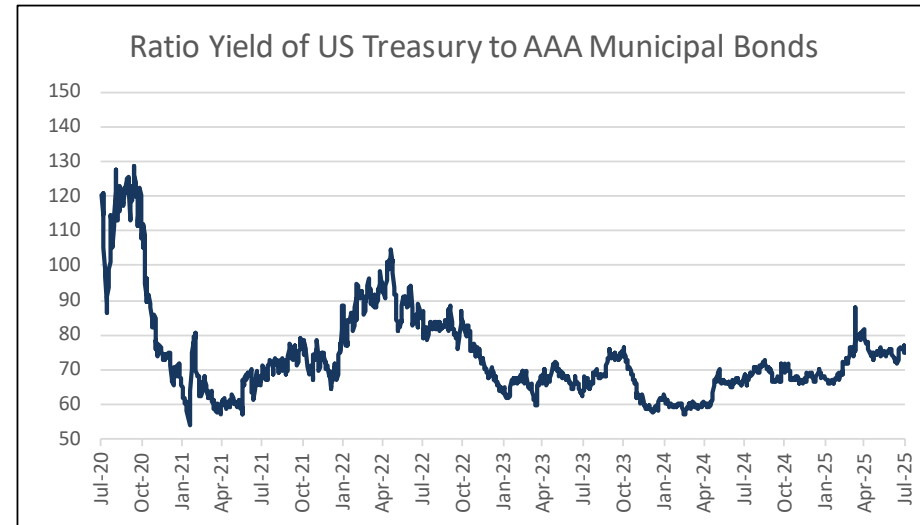
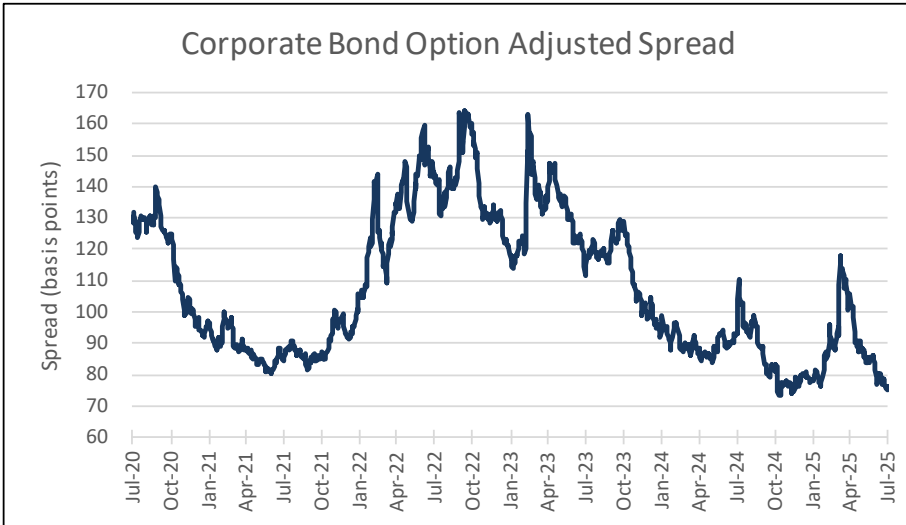
Yield Curve



US Treasury 2-Year/10-Year Spread



Source: Bloomberg, Federal Reserve



Source: Bloomberg

Total Bond Market: This is a Bank of America broad-based fixed-income index used by bond traders, mutual funds, and ETFs as a benchmark to measure relative performance.

Citi Surprise Index: Index which measures the degree to which economic data is either beating or missing expectations.

Consumer Price Index (CPI): The Consumer Price Index is a measure of the average change over time in the prices paid by urban consumers for a market basket of consumer goods and services.

Consumer Confidence Index: The Consumer Confidence Index is a survey administered by The Conference Board that measures how optimistic or pessimistic consumers are regarding their expected financial situation.

Fed Funds Rate: The term Federal Funds rate refers to the target interest rate set by the Federal Open Market Committee. This target is the rate at which commercial banks borrow and lend their excess reserves to each other overnight.

GDP: Measure that represents the value of all goods and services produced over a specific time period within a country's borders.

ISM: The ISM Manufacturing Index, also known as the Purchasing Managers' Index (PMI), is a monthly indicator of U.S. economic activity based on a survey of purchasing managers at more than 300 manufacturing firms. The ISM Non-Manufacturing (Services) Index is an economic index based on surveys of more than 400 non-manufacturing (or services) firms' purchasing and supply executives.

Leading Economic Indicators: The Leading Economic Index (LEI), is an index published monthly by The Conference Board. It is used to predict the direction of economic movements in future months. The index is composed of 10 economic components whose changes tend to precede changes in the overall economy.

MOM: Month-over-month

Earnings Per Share (EPS): Indicates how much of a company's profit is allocated to each outstanding common share.

Price-to-Earnings (P/E): company's stock price to its earnings per share (EPS).

The information provided has been obtained from sources deemed reliable, but BTC Capital Management and its affiliates cannot guarantee accuracy. Past performance is not a guarantee of future returns. Performance over periods exceeding 12 months has been annualized.

The information within this document is for information purposes only and is not intended as an offer or solicitation with respect to the purchase or sale of any security. Statements in this report are based on the views of BTC Capital Management and on information available at the time this report was prepared. Rates are subject to change based on market and/or other conditions without notice. This commentary contains no investment recommendations, and you should not interpret the statement in this report as investment, tax, legal, and/or financial planning advice. All investments involve risk, including the possible loss of principal. Investments are not FDIC insured and may lose value.

MSCI Equity Indices: The MSCI All Country World ex-US Index is a free float-adjusted market capitalization index that is designed to measure equity market performance in the global developed and emerging markets, excluding the U.S.

The MSCI USA Large Cap Index is designed to measure the performance of the large cap segments of the U.S. market.

The MSCI USA Mid Cap Index is designed to measure the performance of the mid cap segments of the U.S. market.

The MSCI USA Small Cap Index is designed to measure the performance of the small cap segment of the U.S. equity market.

The MSCI USA All Cap Index captures broad U.S. equity coverage.

The MSCI Emerging Market Index captures broad foreign emerging markets.

The MSCI World Index includes developed world markets and does not include emerging markets.

The MSCI USA Growth Index captures large and mid-cap securities exhibiting overall growth style characteristics in the U.S. The growth investment style characteristics for index construction are defined using five variables: long-term forward EPS growth rate, short-term forward EPS growth rate, current internal growth rate and long-term historical EPS growth trend and long-term historical sales per share growth trend.

The MSCI USA Value Index captures large and mid-cap U.S. securities exhibiting overall value style characteristics. The value investment style characteristics for index construction are defined using three variables: book value to price, 12-month forward earnings to price, and dividend yield.

Standard & Poor's 500 Index (S&P 500): The S&P 500 Index, or Standard & Poor's 500 Index, is a market-capitalization-weighted index.

VIX: A real-time market index representing the equity market's expectations for volatility over the coming 30 days.

YOY: Year-over-year

Data as of 8/7/2025

The information provided has been obtained from sources deemed reliable, but BTC Capital Management and its affiliates cannot guarantee accuracy. Past performance is not a guarantee of future returns. Performance over periods exceeding 12 months has been annualized.

The information within this document is for information purposes only and is not intended as an offer or solicitation with respect to the purchase or sale of any security. Statements in this report are based on the views of BTC Capital Management and on information available at the time this report was prepared. Rates are subject to change based on market and/or other conditions without notice. This commentary contains no investment recommendations, and you should not interpret the statement in this report as investment, tax, legal, and/or financial planning advice. All investments involve risk, including the possible loss of principal. Investments are not FDIC insured and may lose value.